



Emergency Procedures

Goolsby Chapel

1622 Maple St., Denton, TX 76201

Shelter

You may need to take shelter for **severe weather** (most common) or a **hazardous materials release**.

During an incident requiring individuals to take **shelter**, all building occupants should immediately move to the designated Tornado Shelter Areas in the building. If unable to safely move to the designated shelter area, seek shelter in a windowless interior room or hallway on the lowest floor of the building.

All building occupants should take shelter in Maple Hall, located across the street. Avoid standing near windows, exterior walls, and doors made of glass.

Evacuation





If you need to evacuate the building—for a fire, bomb threat, gas leak, or other event—all building occupants should immediately move to the nearest EXIT. Once outside, proceed to the designated Evacuation Assembly Area. If unable to safely move to the designated assembly area, contact one or more members of your department or unit to let them know you are safe and your whereabouts.

Persons with mobility impairments who are unable to safely exit the building should be moved to a designated **Fire Refuge Area** and await assistance from emergency responders. **All building occupants should immediately evacuate the building and proceed to Parking Lot 25, north of Goolsby Chapel.**



For more information on what to do in a specific emergency situation, refer to the UNT Emergency Guidelines on www.emergency.unt.edu or the Mean Green Ready app. **Call 911 in an emergency!**

LEGEND

-  Shelter Area
-  Fire Refuge Area
-  Exit
-  Automated External Defibrillator

GOOLSBY CHAPEL

FIRST FLOOR PLAN

